



GIRAFFE
BOTTLE

**HANDS FREE
DRINKING SYSTEM**

CARE & USE GUIDE



...FEATURING THE TOWER XL NECK

SCAN ME



**TRANSLATIONS
AVAILABLE**

ES FR IT DE

WWW.GIRAFFEBOTTLE.COM/LEARNING-CENTER

Components

Tritan™ Plastic Bottle

INCLUDES:

- SPOUT LID + CAP



SAFE FOR
DISHWASHER



Stainless Steel Bottle

INCLUDES:

- SPOUT LID + CAP
- BOTTLE CLEANING BRUSH
- INSULATED HANDLE LID




NOT SAFE FOR
DISHWASHER



Spout Lid, Cap + Silicone Parts




Silicone parts should be removed from lid before dishwasher cleaning



SAFE FOR
DISHWASHER

Drinking Tube



HAND-WASH
ONLY

Bite Valve



HAND-WASH
ONLY



For optimal hygiene/function, all bottle components should be cleaned before each use.

Tower XL Neck Assembly


Wipe the assembly with a damp cloth and leave to dry; submerging/soaking the neck is **NOT** recommended.



NOT SAFE FOR
DISHWASHER



The assembly is designed to **POP** apart to adjust neck length as needed



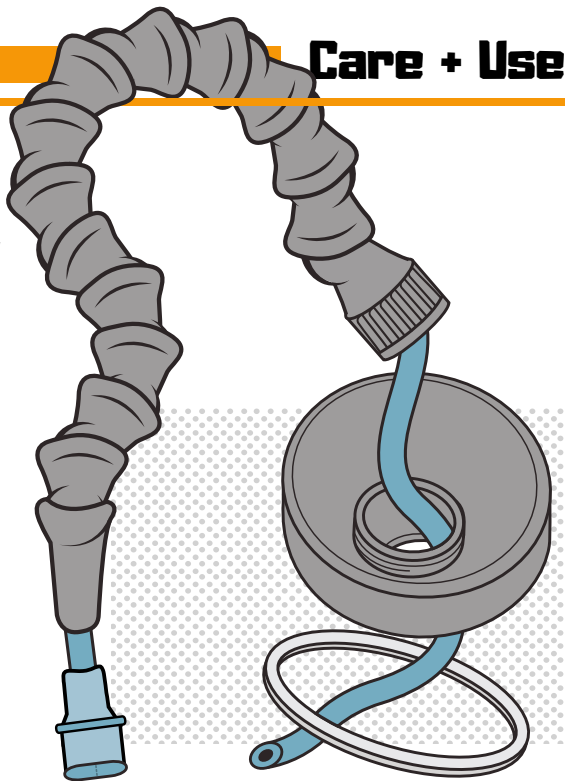
Tower XL Neck Use + Assembly

Bite down on the valve to allow flow of liquid, and release to close. The assembly should be disassembled prior to cleaning, and should include:

- MODULAR NECK WITH LID ADAPTER
- THREADED SPOUT LID WITH GASKET
- DRINKING TUBE
- BITE VALVE



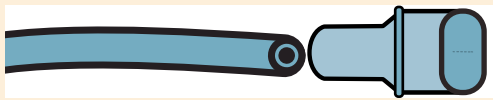
DO NOT PLACE
BOTTLE IN FREEZER



Caution: Bite Valve is removable; this system is recommended for individuals with good control over mouth functions

Drinking Tube + Bite Valve

The drinking tube and bite valve should be hand-washed, and replaced regularly.



USE INCLUDED
CLEANING BRUSH



NOT SAFE FOR
DISHWASHER



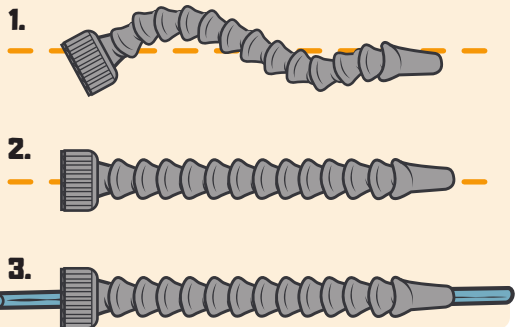
Drinking Tube Maximum
Operating Temperature: 185°F / 85°C

Drinking Tube + Neck Assembly

Aligning the pieces of the modular neck into a straight path will ease the process of re-inserting the drinking tube.



NOT SAFE FOR
DISHWASHER



Giraffe Bottle Accessories



Replacement Giraffe Bottles

Our Giraffe Bottles come in a few sizes, materials, and colors. Dress up your drink with a bottle that fits you best!

Tritan Clear: #504111
Smoke Black: #504211
Burnt Orange: #504212

Clamp Mount Bottle Holder



Our adjustable holder mounts to wheel-chairs, hospital beds, or other common frames.

#500311

Rail Mount Bottle Holder



A bottle holder perfect for powerchairs with accessory rails.

#500314

Drinking Tube + Bite Valve



A tube and valve combo, to keep liquids in check.

For 15" Neck: ... #504072
For 25" Neck: ... #504074
For 30" Neck: ... #504075
For 36" Neck: ... #504076

Brushes + More Available Online



Full list of accessories at GiraffeBottle.com.

Tube Brush: #504712
Bottle Brush: ... #504721

Different Levels of Hydration



Choose from different assistive hydration methods featuring our Journey Drinking Tubes and Tower Necks (original and XL).

Explore More Online

WWW.GIRAFFEBOTTLE.COM

SALES@GIRAFFEBOTTLE.COM

1-630-922-5004



a division of:
Oak Hill
BRANDS CORP

Product designed in the USA.
Manufactured with domestic and foreign components.
Information and specifications subject to change at any time without notice.
Giraffe Bottle is a registered trademark of Oak Hill Brands Corp.